



# TREDGRIP

RUBBERISED NON-SLIP COATING

**PRODUCT INFORMATION**



# TREDGRIP

RUBBERISED NON-SLIP COATING




## 12 NATURAL COLOURS




FORREST



CANVAS



MIDNIGHT



FERRIC



STEEL



SUNBURST




WHITE



FUDGE



CLAY



MOSS



SAND



STORM

## CLEANING & MAINTENANCE

### Cleaning

Tredgrip has many advantages and two of these are – easy cleaning and easy maintenance.

To keep Tredgrip looking clean and fresh it is recommended that the surface be cleaned regularly with warm, soapy water solution (e.g liquid sugar soap) and a broom before flushing away with plenty of clean water.

Special note- it is not recommended that this cleaning technique is used on “fresh” Tredgrip. Leave to cure at least 3 weeks before using this method.

### Maintenance

Tredgrip, like all trafficable surface coatings, will wear with frequent traffic. If this is the case, Tredgrip can be simply recoated to regain its original appearance.

This can be done by cleaning down the surface with the method described above and left to dry before applying another coat of Tredgrip according to the directions on the can.

By following these easy steps you can be assured of many years of serviceable life from Tredgrip.



# TREDGRIP

RUBBERISED NON-SLIP COATING



## FREQUENTLY ASKED QUESTIONS

### What is Tredgrip?

Tredgrip is a styrene acrylic copolymer which has a high elasticity and tensile strength with the addition of a partly crosslinked crumbed rubber which acts as a non skid medium in the high solids solution. Solids content is in excess of 60% which yields a coating of high covering power, excellent weathering ability and high resistance to pollutants, acids and alkalis.

### What surfaces can Tredgrip be applied to?

Tredgrip can be applied to most substrate types very successfully. These include concrete, timber, steel, aluminium and fibreglass.

**Concrete:** We strongly recommend concrete to be acid etched, flushed with plenty of clean water and allowed to dry. If the surface is smooth or powdery, we strongly recommend using Tredprime prior to the application of Tredgrip. Once the primer has dried (approx. 15-20 minutes) three coats of Tredgrip should be applied according to the directions on the can.

**Timber:** Tredgrip can be applied onto timber however the timber must first be primed with a suitable acrylic timber primer prior to the application of Tredgrip.

**Steel:** Steel must be primed with a suitable epoxy primer in accordance with the manufacturers directions prior to the application of Tredgrip. This will provide a level of corrosion resistance. Tredgrip has good barrier properties which help prevent rust but it does not contain any rust inhibitive pigment.

**Aluminium:** Ensure the aluminium is free of grease and oil apply Tredgrip in accordance with the directions on the can. If the surface has been subject to fuel or marine oil contaminates or excessive or continual salt spray, fastidious attention to cleanliness is essential for total adhesion. If there is any doubt at all an epoxy primer should be used to the application of Tredgrip.

**Fibreglass:** Using a coarse sanding black pad or disc, abrade the fibreglass surface and dust off ensuring the surface is free of sanding dust. Apply Tredgrip in accordance with the directions on the back of the can.

Tredgrip should not be applied into baths, showers, the inside of swimming pools or any area where it may be subject to total water immersion

### Is Tredgrip resistant to salt water?

Because of the genetic nature of Tredgrip, it is extremely resistant to salt water and weathering. If however, Tredgrip is to top coated for maintenance or repair, flush the area with plenty of clean water to eradicate any trace of salt build up which may impair adhesion.

### Is Tredgrip resistant to Acids and Alkalis?

Yes, again because of its genetic make up, Tredgrip is resistant to a wide range of chemicals, however Tredgrip is a single pack product so it doesn't display the same resistance to harsh chemicals as a two pack coating.

### How long will Tredgrip last?

This is largely dependent on the type of service it is subject to, but if it is applied in accordance with our recommendations, it would be reasonable to expect from 5-10 years depending on the intensity of traffic. Tredgrip was never intended as a heavy duty industrial non skid coating, but rather is an easily applied domestic and light commercial type product. Bare foot traffic around a pool is where Tredgrip is ideal. It can't be used for heavy duty traffic such as cars and forklifts. Tredgrip is very easily repaired in high wear areas.

### How far will Tredgrip go?

When Tredgrip is applied in accordance with our recommendations it will cover 6m<sup>2</sup>/litre/coat. We recommend 3 coats, so that on a finished job you will theoretically achieve 2m<sup>2</sup>/litre. This is variable, depending on porosity and texture of the surface.





## contact us

**PO Box 820  
Moss Vale NSW 2577**

**7 Lackey Road  
Moss Vale NSW 2577**

Australia	<b>1800 819 585</b>
International	<b>+61 2 4869 1441</b>
Fax	<b>+61 2 4869 3031</b>
Email	<b><a href="mailto:helpdesk@aicoatings.com">helpdesk@aicoatings.com</a></b>

Web	<b><a href="http://www.aicoatings.com">www.aicoatings.com</a></b>
-----	---